

CENTRAL LOCK INSTALLATION USER`S MANUAL THDC and THXC.

Before starting the installation, read the entire Installation Instruction carefully!!!

Please be careful when connecting wires!!!

- 1 Feed long cable from hardtop relay through car tailgate and along the chassis towards to drivers or Passengers front door area (Fig. 1). Follow car original wires and attach wire with clips.



Fig. 1

- 2 Under the front seats locate a grommet (Fig. 2) and puncture a small hole to feed the cables into the Vehicle.



Fig. 2

- 3 Pull up door sill guard to locate vehicle wiring loom. (Fig. 3 and Fig. 4).5



Fig. 3




Fig. 4

- 4 Locate the plug indicated in the drawing (Fig. 5) where the car central lock cables are.



Fig. 5

5 Connect black on vehicle loom to brown and white to white (Fig. 6).




Fig. 6. BLACK-BROWN
WHITE-WHITE

7 When connecting wires it is recommended to use electrical tester to get correct fitting. When testing cables you should get a 12v flash reading when pressing the central locking. Cover any connection with electrical tape and keep away cables from heat sources such as exhaust system.

6 Locate in the motor room (Fig. 7) grommets that are passengers (Fig. 8) or drivers (Fig. 9) side and puncture a small hole to feed black and red wires to the motor room. Feed cables near to battery and connect black wire to (-) and red to (+).



Fig. 7




Fig. 8


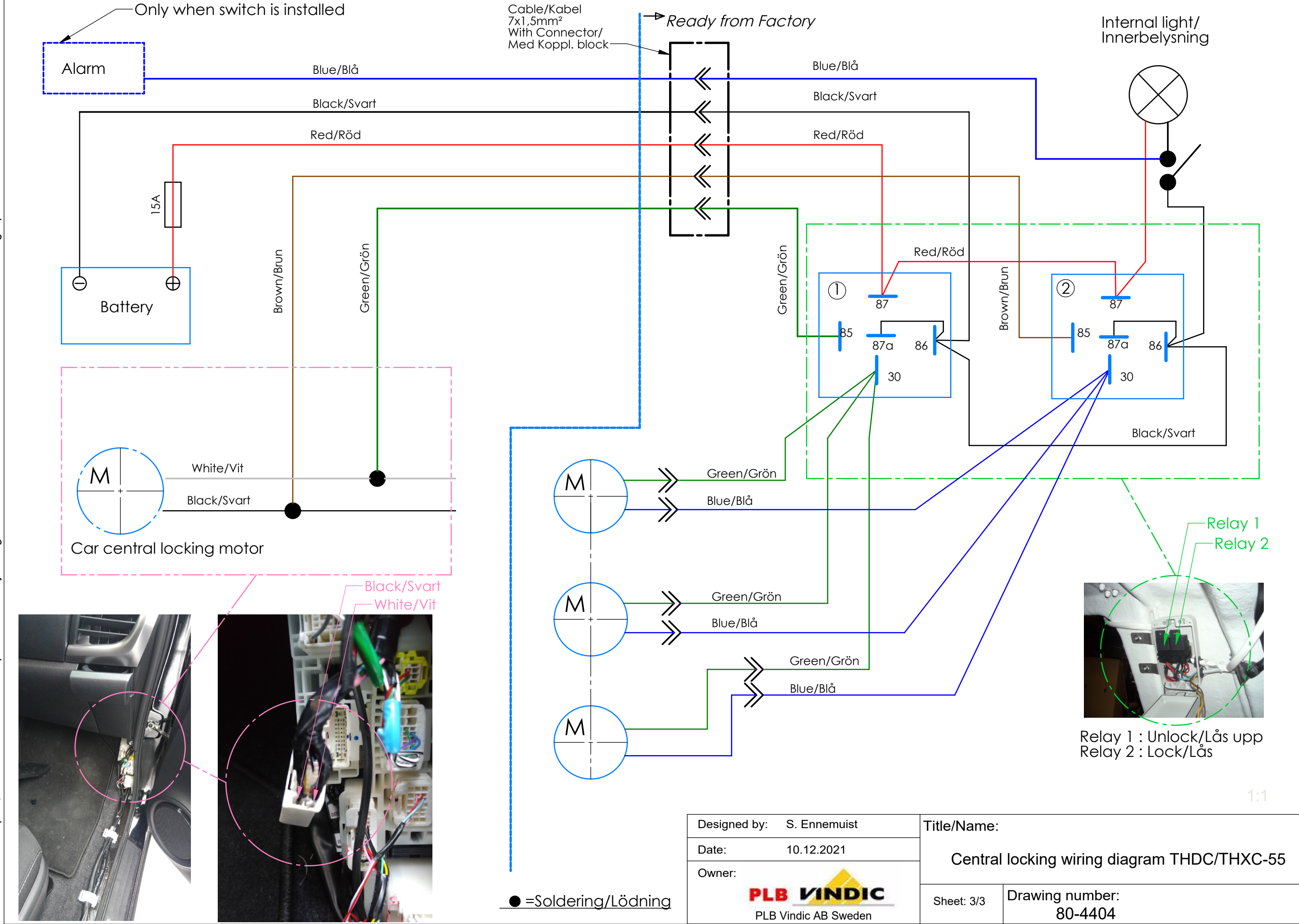


Fig. 9

It is strongly recommended that installation is done by licenced Auto Electrician!!!

Any electrical faults due to improper installation will not be warranted by PLB Vindic AB.

This drawing is the property of PLB Vindic AB. It is strictly confidential and must not be copied, traced or loaned without permission. Any infringement of these conditions will lead to the institution of legal procedures



● =Soldering/Lödning

| | | |
|--|---|----------------------------|
| Designed by: S. Ennemuist | Title/Name: | |
| Date: 10.12.2021 | Central locking wiring diagram THDC/THXC-55 | |
| Owner: PLB VINDIC PLB Vindic AB Sweden | Sheet: 3/3 | Drawing number: 80-4404 |