

# **CENTRAL LOCK INSTALLATION USER'S MANUAL RADC-1133 and RAKC-1133.**

Before starting the installation, read the entire Installation Instruction carefully!!!

**Please be careful when connecting wires!!!**

**1** Feed long cable from hardtop through car tailgate and along the chassis towards the front of the truck (Fig. 1) to motor room. Follow car original wires and attach wire with clips.



Fig. 1

**2** Feed black and red cables near to battery (Fig. 2) and connect black wire to (-) and red to (+).



Fig. 2

**3** In the motor room (Fig. 3) locate a grommet (Fig. 4) and puncture a small hole to feed other cables into the Vehicle.



Fig. 4




Fig. 4

**4** Pull up door sill guard to locate vehicle wiring loom. (Fig. 5).



Fig. 5

**5** Locate the plug indicated in the drawing (Fig. 6) where the car central lock cables are and connect light blue on vehicle loom to white and beige to brown.




Fig. 6

**7** When connecting wires it is recommended to use electrical tester to get correct fitting. When testing cables you should get a 12v flash reading when pressing the central locking. Cover any connection with electrical tape and keep away cables from heat sources such as exhaust system.

**6** Locate the brake light wire (yellow) under the car armature (Fig. 7) and connect hardtop brake light wire to it.



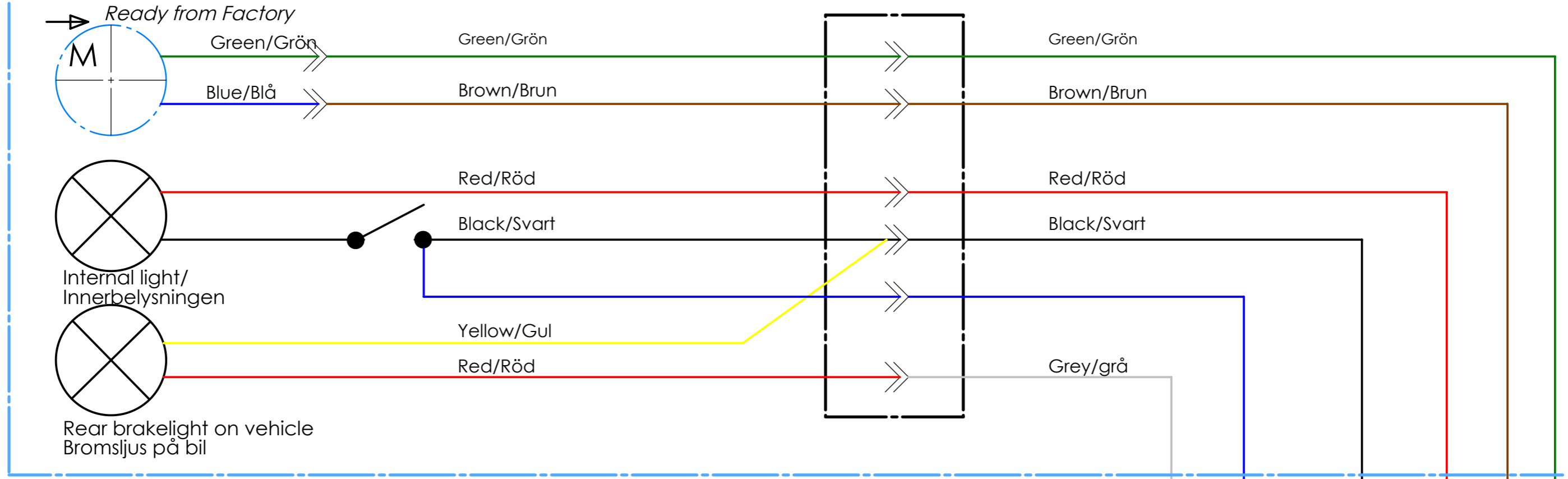


Fig. 7

**It is strongly recommended that installation is done by licenced Auto Electrician!!!**


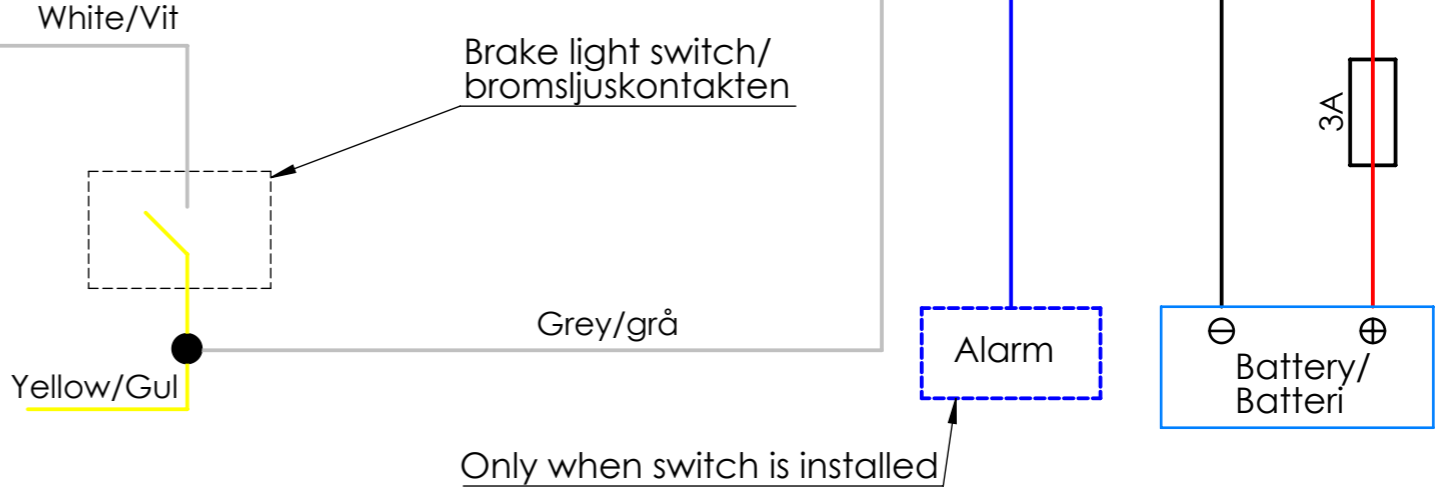
**Any electrical faults due to improper installation will not be warranted by PLB Vindic AB!!!**

This drawing is the property of PLB Vindic AB. It is strictly confidential and must not be copied, traced or loaned without permission. Any infringement of these conditions will lead to the institution of legal procedures



Light blue/Ljusblå Beige

+



1:2.5

● =ühendus

Designed by: S. Ennemuist	Title/Name:	
Date: 03.01.2018	Central locking wiring diagram RADC/RAKC-1133	
Owner:	Sheet: 3/3	Drawing number: 80-4405 RADC/RAKC-1133
 PLB Vindic AB Sweden		